



TECHNICAL CASES



GT Line was established in Bologna in 1970 and specialized from the beginning in the production of technical cases.

In a few years since its foundation, GT Line has become the leader in this field as well as the company offering the widest choice of products in the whole Europe.

Over 40 years of experience and the UNI EN ISO 9001:2008 certified production process are the best guarantees of the quality of professional tool cases, waterproof cases and computer cases that are designed and built in our factories with advanced technologies and selected materials.



GT Line is a world-leader in the field of technical and professional cases because of its entrepreneurial spirit, technological research, precision manufacturing, quality control and the continuous upgrading of its resources.

GT Line has a firm hold on the European market thanks to its network of distributors and agents that operates in the hardware, tool, electrical and thermo-hydraulic fields.

Moreover, GT Line operates worldwide thanks to a well-consolidated network of partner distributors.





Technical, industrial and professional tool cases, manufactured with different materials.




Virtually indestructible, durable, protective waterproof cases for extreme applications.



Tool bags, tool backpacks, accessories, tool jackets ideal for PROS and DIYers.



Computers, photo, multimedia and portable electronics carrying cases and bags.



To cope with an ever increasingly competitive market, GT Line also continuously expands its knowledge and technical skills, by looking for new materials to improve the basic requirements of technical cases (robustness, lightweight, and practicalness) like aluminium, ABS, polyethylene, polypropylene, carbon fibre, etc. GT Line does not neglect the importance of aesthetic, cares of details and always offers new solutions to distinguish its cases also for the elegance of the Made in Italy design.

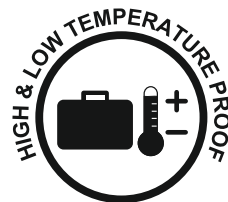


GT Line owes its success to the continuous investments in research, product development and innovation in general. In the GT Line's management vision, these are the only viable chances of competing on the global market.

In line with that, constant effort is dedicated to the development of new materials as well as the evolution of production procedures, to make our cases always up to the expectations of the most demanding maintenance professionals.








Tool trolley with drawers specifically engineered for the professionals that need to carry a variety of hand tools, power tools and spare components, making it the ideal companion for all kind of MROs. Comes in a sturdy injection molded body made in copolymer polypropylene, able to withstand shocks, rough usage and harsh weather conditions, features two side handles, an extractable trolley handle (990 mm. extended height) and four robust and silent wheels. The upper compartment closed by the top lid, contains a removable tray for spare hand tools placed on top of a recessed area where 5 small component boxes or a laptop computer can be stored. The lower compartment, protected by a collapsible front door, can accommodate 3 to 8 drawers of variable height (30-60-95 mm.) with a variety of optional inner configurations such as pre-cubed bicolor foam layers, bin boxes for small components, and even specifically designed tool pallets, for all kind of small and big hand tools. All drawers, while completely accessible when open, are provided with a self restrain stop to prevent the accidental falling out. A central single key lock, as well as a metal reinforced padlock hole, grants the possibility to secure completely all compartments with one single key. A number of optional accessories such as lid tool pallets, pivoting wheels set, and extra drawers are available to make this product your Personal Maintenance Assistant.

General features:

- 2 sides handles
- telescopic handle and 4 robust and silent self-oiling wheels
- unique "stop-in-open-position" drawers system
- removable tray in the upper compartment
- 5 small component boxes (2 x WL01 - 2 x WL02 - 1 x WL04)
- central lock with key
- I.D. removable label
- various padlockable points
- label for content identification
- several optional accessories
- great versatility in configurations
- 2 jam free top lid latches with easy opening mechanism
- 2 front main door latches






AI1.KT01

- upper removable tray
- a 30 mm. high drawer provided with inner precubed foam with double color feature
- a 60 mm. high drawer provided with 23 adjustable spaces for components (4 pcs. of 3x5 bin boxes with dividers + 3 pcs. of 2x1)
- a 60 mm. high drawer provided with inner precubed foam 30 mm. high with double color feature
- a 95 mm. high drawer provided with:
 - 2 height 30 mm. component boxes mod. WL01 (6 compartments each)
 - 2 height 30 mm. component boxes mod. WL02 (13 compartments each)
 - 1 height 30 mm. component box mod. WL04 (10 compartments each)



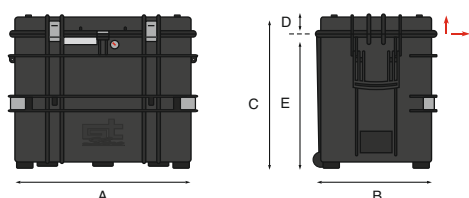

AI1.KT02

- upper removable tray
- a 30 mm. high drawer empty
- 2 60 mm. high drawers empty
- a 95 mm. high drawer provided with:
 - 2 height 30 mm. component boxes mod. WL01 (6 compartments each)
 - 2 height 30 mm. component boxes mod. WL02 (13 compartments each)
 - 1 height 30 mm. component box mod. WL04 (10 compartments each)






PSS tool pallets available in three different heights (low, medium and high) can be placed inside the drawers



EXTERNAL DIMENSIONS (mm)

Model	A	B	C	
AI1.KT01	581	381	455	14,00
AI1.KT02	581	381	455	13,35


Practical lid tool pallets can be fixed to the upper lid. Available in three different configurations: PEL, with stitched elastics, PTS with pouches, PFR with elastic strips to be fixed in the required position with special plastic clips. All pallets are removable and easy to be fixed at the lid with special metal supports.



- tools are stored on the back side of the lid pallet




- tools are stored on the back side of the lid pallet




- tools are stored on the front side of the lid pallet

The aiboxes are shock proof polypropylene organizers that come in 3 different heights: 30, 60 and 95 mm. specifically designed to contain all kind of components and accessories, can be easily inserted into the all in one toolchest by simply removing the transparent lid. The aiboxes are available in various configurations: with a bicolor pre-cubed foam set, with a set of bin boxes for small components, or in the completely empty version.



pre-cubed bicolor foam layers for custom configurations.



Special bottom shapes ensure the bin boxes to remain in place.



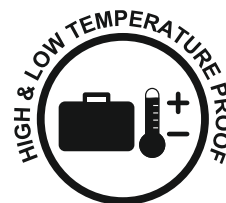
ORGANIZERS			
MODEL	INTERNAL CONFIGURATION	WT, DIMENSIONS (mm)	MASTER PACK
AIBOXE S	EMPTY	467x251x430	6 pcs
AIBOXE L	FOAM COLORED PRE-CUBED FOAM	467x251x430	6 pcs
AIBOXE XL	REMOVABLE BIN BOXES	467x251x460	3 pcs
AIBOXE S	EMPTY	467x251x60	3 pcs
AIBOXE L	FOAM COLORED PRE-CUBED FOAM	467x251x60	3 pcs
AIBOXE XL	REMOVABLE BIN BOXES	467x251x95	3 pcs
AIBOXE S	EMPTY	467x251x95	3 pcs
AIBOXE L	FOAM COLORED PRE-CUBED FOAM	467x251x95	3 pcs



Removable bin boxes for small components and accessories.



ALL IN ONE



Indestructible tool case made entirely of HDPE resin, a real shield against accidental shocks. Special extra thick aluminium trim for tight closure. High capacity case with reinforced corners, ideal for air travelling engineers that carry both tools, spare parts and components. Resistant to the airport handling.

General features:

- 1 handle with ergonomically designed grip and extreme load capacity
- Telescopic handle and large wheels provided with ball bearings for easy transport
- large base area for tools, power tools, accessories and spare parts



- Steel piano hinge, resistant and reliable, riveted in several points to grant high resistance in case of frequent openings



- Large base area for tools, power tools, accessories and spare parts



- TSA accepted lock



- Ability to stack




ROCK 350 PEL

- 1 document wallet
- 1 lid tool pallet with elastics on both sides and a practical large pocket with closing flap
- 1 bottom pallet with elastics on one side
- 2 metal TSA locks with keys
- 2 small component boxes



ROCK



- FLEXI POUCHES™ - Patented Tool Fixing System (for more details see page 45)

ROCK 350 PTS

- 1 document wallet
- 1 lid tool pallet with pouches on both sides and a practical large pocket with closing flap
- 1 bottom pallet with pouches on one side
- 2 metal TSA locks with keys
- 2 small component boxes



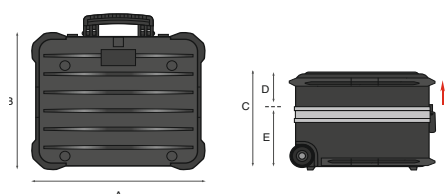
- PSS™ - Patented Professional Storage System (for more details see page 45)

ROCK 350 PSS

- 1 document wallet
- 1 lid tool pallet with with PSS™ system on both sides
- 1 bottom pallet with PSS™ system on one side
- 2 metal TSA locks with keys
- 2 small component boxes



- Art. FOAM ROCK: Available on demand as accessory, the bottom area can be equipped with pre cubed foam layers for tester or measuring equipment storage.



INTERNAL DIMENSIONS (mm)

Model	A	B	C	D	E	Icon
ROCK PEL	470	390	290/320	110	180/210	8,7
ROCK PTS	470	390	290/320	110	180/210	9,0
ROCK PSS	470	390	290/320	110	180/210	9,4




Tool trolley made entirely of HDPE resin, a real shield against accidental shocks. Special extra thick aluminium trim for tight closure. High capacity case ideal for air travelling engineers that carry both tools, spare parts and components.

The TSA locks allow the case to be checked at the airport by security officers.

General features:


- 2 metal lid safety support stays
- telescopic handle and large wheels provided with ball bearings
- ergonomic handle, rubber coated grip



- Single steel hinge, riveted in several points to grant high resistance in case of frequent openings



- Large base area for tools, power tools, accessories and spare parts





- TSA accepted lock



- Ability to stack

TURTLE 350 PEL

- 2 pallets with elastics, one with elastics on one side and the other with elastics on both sides and a large pocket with closing flap
- 1 document wallet
- 3 small component boxes
- 2 handles
- 2 TSA locks with keys
- large base area



- FLEXI POUCHES™
- Patented Tool Fixing System (for more details see page 45)

TURTLE 350 PTS

- 2 pallets with FLEXI POUCHES™, one with pouches on one side and the other with pouches on both sides
- large pocket with closing flap
- 1 document wallet
- 3 small component boxes
- 2 handles
- 2 TSA locks with keys
- large base area



- PSS™ - Patented Professional Storage System (for more details see page 45)

TURTLE 350 PSS

- 2 pallets with PSS™ system, one with PSS™ on one side and one with PSS™ on both sides
- 1 document wallet
- 3 small component boxes
- 2 handles
- 2 TSA locks with keys
- large base area



INTERNAL DIMENSIONS (mm)

Model	A	B	C	D	E	
TURTLE 350 PEL	470	390	347	144	203	8,7
TURTLE 350 PTS	470	390	347	144	203	8,8
TURTLE 350 PSS	470	390	347	144	203	9,4



The double wall construction technique and the body in shock-proof high density polyethylene, with great resistance to high and low temperatures and to most of the corrosive chemical substances, grant to this case the highest level of reliability on the market. Air transportation handling resistant. The TSA locks allow the case to be checked at the airport by security officers.

General features:

- roto moulded polyethylene shell with incorporated feet
- 2 metal lid safety support stays
- wheels provided with ball bearings and telescopic handle
- bottom area with adjustable dividers
- ergonomic handle, rubber coated grip



- Double wall construction technique



- Ability to stack



- TSA accepted lock





- Bottom area with adjustable dividers



NEW MEGA WHEELS PEL

- Document area
- 2 tool pallets with elastics
- 2 TSA locks with keys
- Bottom area with adjustable dividers
- 2 small component boxes



- FLEXI POUCHES™
- Patented Tool Fixing System (for more details see page 45)

NEW MEGA WHEELS PTS


- document area
- 2 tool pallets with FLEXI POUCHES™
- 2 TSA locks with keys
- bottom area with adjustable dividers
- 2 small component boxes



- PSS™ - Patented Professional Storage System (for more details see page 45)


NEW MEGA WHEELS PSS

- Document area
- 2 tool pallets with PSS™ system
- 2 TSA locks with keys
- Bottom area with adjustable dividers
- 2 small component boxes



INTERNAL DIMENSIONS (mm)

Model	A	B	C	D	E	F
NEW MEGA WHEELS PEL	453	345	185	75	110	7.5
NEW MEGA WHEELS PTS	453	345	185	75	110	8
NEW MEGA WHEELS PSS	453	345	185	75	110	8



Modern and exceptionally strong, this case is studied to resist even in the most extreme use conditions.

The double wall construction and the body in shock-proof high density Polyethylene, with great resistance to high and low temperatures and to most of the corrosive chemical substances, grant to this product the highest levels of reliability on the market. The TSA locks allow the case to be checked at the airport by security officers.

General features:

- roto moulded Polyethylene shells with incorporated feet
- 2 metal lid support stays with safety spring pawl and doublefixing point
- steel hinge riveted in various points
- ergonomic handle, rubber coated grip



- Bottom with adjustable dividers




- TSA accepted lock



- Double wall construction technique



- Steel hinge riveted in various points for maximum resistance even in case of intensive use




- GT's exclusive double blocking elastic System (for more details see page 45)

BOMBER 170 PEL

- document wallet
- 2 tool pallets with elastic bands
- 2 TSA locks with keys
- bottom with adjustable dividers
- 2 small component boxes



BOMBER



- FLEXI POUCHES™
- Patented Tool Fixing System (for more details see page 45)

BOMBER 170 PTS

- document wallet
- 2 tool pallets with FLEXI POUCHES™
- 2 TSA locks with keys
- bottom with adjustable dividers
- 2 small component boxes



- PSS™ - Patented Professional Storage System (for more details see page 45)

BOMBER 170 PSS

- document wallet
- 2 tool pallets with PSS™ system
- 2 TSA locks with keys
- bottom with adjustable dividers
- 2 small component boxes



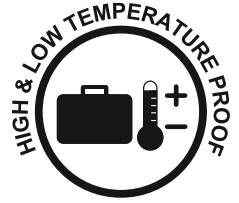
BOMBER 170 F

- top filled with convoluted foam
- bottom filled with layers of precubed foam
- ideal to transport computers or sensitive equipment



INTERNAL DIMENSIONS (mm)

Model	A	B	C	D	E	h
BOMBER 170 PEL	422	327	185	75	110	5,0
BOMBER 170 PTS	422	327	185	75	110	5,5
BOMBER 170 PSS	422	327	185	75	110	5,5
BOMBER 170 F	422	327	185	75	110	3,8



Technologically advanced, injection moulded, high thickness Polypropylene tool case. This material makes the case extremely resistant against chemical corrosion, shock, high and low temperature.

The injection technique ensures constant material thickness, even in the corners. Large and thick aluminium trim, makes the case ideal for daily, heavy duty use.

The case can accommodate up to 3 tool pallets.

General features:

- 2 metal lid safety support stays
- 2 metal locks with keys
- 3 metal hinges for maximum strength
- ergonomic handle, rubber coated grip
- address label



- Bottom area has removable dividers fixed directly on the shell body with no need of additional tray.



- Address label



ATOMIK215 PEL ATOMIK/R PEL (red color)

- 1 lid tool pallet with elastics on one side
- 1 bottom tool pallet with elastics on one side
- document area
- bottom area with removable dividers

FRONT



BACK



Additional tool pallet (art. PAN ATOMIK) available as accessory upon request. Front with PSS system, back with elastics (only for PEL and PTS models).



- FLEXI POUCHES™
- Patented Tool Fixing System (for more details see page 45)

ATOMIK215 PTS

- 1 lid tool pallet with FLEXI POUCHES™ on two sides
- 1 bottom tool pallet with FLEXI POUCHES™ on one side
- document area
- bottom area with removable dividers



- Art. FOAM ATOMIK: Available on demand as accessory, removing the dividers, this bottom area can be equipped with pre cubed foam layers for tester or measuring equipment storage.



- PSS™ - Patented Professional Storage System (for more details see page 45)

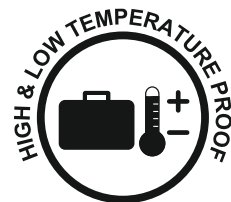
ATOMIK215 PSS

- 1 lid tool pallet with PSS™ system on two sides
- 1 bottom tool pallet with PSS™ system on one side
- document area
- bottom area with removable dividers



INTERNAL DIMENSIONS (mm)

Model	A	B	C	D	E	h
ATOMIK215 PEL	465	352	215	95	120	4,7
ATOMIK215 PTS	465	352	215	95	120	5,2
ATOMIK215 PSS	465	352	215	95	120	5,5
ATOMIK/R PEL (red color)	465	352	215	95	120	4,7



Technologically advanced, injection moulded, high thickness Polypropylene tool case on wheels, fitted so that the travelling position is with horizontal case. This material makes the case extremely resistant against chemical corrosion, shock, high and low temperature. The injection technique, ensures constant material thickness, even in the corners. Large and thick aluminium trim, makes the case ideal for daily, heavy duty use. The case can accommodate up to 3 tool pallets.

General features:

- 2 metal lid safety support stays
- 2 metal locks with keys
- 3 metal hinges for maximum strength
- ergonomic handle, rubber coated grip
- telescopic handle
- address label
- wheels on ball bearings



• Bottom area has removable dividers fixed directly on the shell body with no need of additional tray.



ATOMIK WH PEL ATOMIK/R WH PEL (red color)

- 1 lid tool pallet with elastics on one side
- 1 bottom tool pallet with elastics on one side
- document area
- bottom area with removable dividers


FRONT



BACK



Additional tool pallet (art. PAN ATOMIK) available as accessory upon request. Front with PSS system, back with elastics (only for PEL and PTS models).



- FLEXI POUCHES™
- Patented Tool Fixing System (for more details see page 45)

ATOMIK WH PTS

- 1 lid tool pallet with FLEXI POUCHES™ on two sides
- 1 bottom tool pallet with FLEXI POUCHES™ on one side
- document area
- bottom area with removable dividers



- Art. FOAM ATOMIK: Available on demand as accessory, removing the dividers, this bottom area can be equipped with pre cubed foam layers for tester or measuring equipment storage.



- PSS™ - Patented Professional Storage System (for more details see page 45)

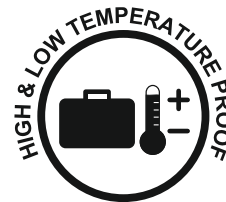
ATOMIK WH PSS

- 1 lid tool pallet with PSS™ system on two sides
- 1 bottom tool pallet with PSS™ system on one side
- document area
- bottom area with removable dividers



INTERNAL DIMENSIONS (mm)

Model	A	B	C	D	E	F
ATOMIK WH PEL	465	352	215/255	95	120/160	6,0
ATOMIK WH PTS	465	352	215/255	95	120/160	6,3
ATOMIK WH PSS	465	352	215/255	95	120/160	6,5
ATOMIK/R WH PEL (with cable)	465	352	215/255	95	120/160	6,0



Injection moulded, high thickness Polypropylene shell tool case. This material makes the case extremely resistant against chemical corrosion, shock, high and low temperature. The injection technique, ensures constant material thickness. Special large and thick aluminium trim, makes possible to open upper and lower compartment separately or together.

General features:

- 4 metal lid support stays for the vertical section
- 4 metal locks with keys
- 6 metal hinges for maximum strength
- ergonomic handle, rubber coated grip

ATOMIK TWIN PTS

- 1 tool pallet with FLEXI POUCHES™ and elastic bands on 2 sides
- 1 tool pallet with PSS™ system and elastic bands on one side, large elastic bands on the other side
- 1 tool pallet with FLEXI POUCHES™ and elastic bands on 1 side
- 1 vertical tool pallet with pouches and elastic bands on both sides



- On one side the bottom area has removable dividers

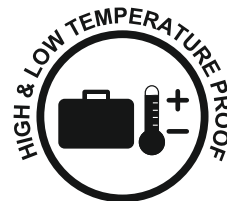


- Art. FOAM ATOMIK: Available on demand as accessory, removing the dividers, this bottom area can be equipped with pre cubed foam layers for tester or measuring equipment storage.

- Upper and lower compartments can be opened separately or together



INTERNAL DIMENSIONS (mm)						
Model	A	B	C	D	E	F
ATOMIK TWIN PTS	465	352	232	116	116	8.1



Watertight to 10 m. depth and perfectly sealed thanks to the exclusive neoprene "O" ring and to the purge valve, these cases grant an absolute protection to your tools. Made of resistant lightweight resin, they are provided with strong locks and a useful and ergonomic handle. They are ideal for use in the harshest environment, such as industrial, aeronautical, military and nautical fields.

General features:

- waterproof and airtight (IP 67)
- interstackable
- corrosionproof, sandproof and dustproof
- shockproof and crushproof
- temperature rating -33°C/+90°C
- ergonomic handle, rubber coated grip
- jam free latches with user-friendly opening mechanism
- corrosion proof metal hinges with lid stay features
- manual pressure release valve (Art. PURGEVALVE.B)
- sealing O-ring (Art. NEOSEAL + item nr.)

- Patented heavy duty padlock with combination (Art. EXPL COMBILOCK).



GT 38-18 PEL

- 2 tool pallets with elastics
- bottom with layers of pre cubed foam



- Patented heavy duty padlock with keys (Art. EXPL PADLOCK).



GT 38-18 PTS

- 2 tool pallets with pouches
- bottom with layers of pre cubed foam



- New TSA accepted combi padlock (Art. EXPL TSA.DIGILOCK).





GT 44-19 PEL

- document wallet
- 2 tool pallets with elastics
- bottom tray with high stability divider modules
- 2 small component boxes



- GT's exclusive double blocking elastic System (for more details see page 45)



- Lid can be set to slide-off (only on GT 44-19 models).



GT 44-19 PTS

- document wallet
- 2 tool pallets with FLEXI POUCHES™
- bottom tray with high stability divider modules
- 2 small component boxes



- FLEXI POUCHES™ - Patented Tool Fixing System (for more details see page 45)

Art. SHOULDERKIT.U



- Adjustable shoulder strap kit (only on GT 44-19 models).



GT 44-19 PSS

- document wallet
- 1 lid tool pallet with PSS™ system on both sides
- 1 bottom tool pallet with PSS™ system on one side
- bottom tray with high stability divider modules
- 2 small component boxes



- PSS™ (for more details see page 45)



- Trolley with self-oiling free running wheels



- Two man lift side handles

GT 58-23

- document wallet in the lid
- 1 tool pallet with large elastic bands on both sides
- 1 tool pallet with FLEXI POUCHES™ on both sides
- bottom with layers of pre cubed foam
- 1 padlock with key included
- ergonomic central handle
- 2 side handles for two people carriage
- trolley with quick & safe lock/unlock telescopic handle
- padlockable in several points providing maximum security
- corrosion proof metal reinforced hinges
- positive stacking location



INTERNAL DIMENSIONS (mm)

Model	A	B	C	D	E	F
GT 38-18 PEL	380	270	180	45	135	5,0
GT 38-18 PTS	380	270	180	45	135	5,0
GT 44-19 PEL	445	345	190	47	143	6,5
GT 44-19 PTS	445	345	190	47	143	6,5
GT 44-19 PSS	445	345	190	47	143	6,5
GT 58-23	580	440	220	60	270	12,5




Polypropylene case realized with the injection molding technique. It has a modern design, with compact dimensions, high capacity and lightweight.

The aluminium profile grants a further strength.

General features:

- chromed handle
- 2 side closing
- central lock with key (only PEL and PTS mod.)



BOXER PEL

- Document area
- 2 tool pallets with elastics
- Vacuum formed bottom tray
- 2 small component boxes
- metal lid support stay



BOXER PTS

- document wallet
- 2 tool pallets with pouches
- vacuum formed bottom tray
- 2 small component boxes
- metal lid support stay


- Vacuum formed bottom tray (only for Boxer PEL and Boxer PTS)

EURO BOXER MASTERPACK

The Euro Boxer is sold in masterpacks of 8 pieces. The packaging has both functions of container and display. It is ready to be set in the shop.

Closed dimensions: 45x80x70 cm.

Open dimensions: 45x142x70 cm.



EURO BOXER


- tool pallet with pouches on both sides
- document wallet
- elastics in the lid and in the bottom to fix component boxes and tools of different sizes
- 2 small component boxes



INTERNAL DIMENSIONS (mm)

Model	A	B	C	D	E	H
BOXER PEL	430	340	156	78	78	3,0
BOXER PTS	430	340	156	78	78	3,0
EURO BOXER	430	340	166	70	78	3,0


BOXER



Injection moulded, high thickness Polypropylene tool case on wheels. This material is extremely resistant against chemical corrosion, shock, high and low temperature. When travelling, the case is in horizontal position. This model has a compact size but high load capacity and light weight.

General features:

- high thickness aluminium telescopic handle
- wheels on ball bearings
- soft grip handle
- 2 side locks
- 1 central key lock
- document area
- metal lid support stay
- 2 small component boxes



- Central lock with key

BOXER WH PEL

- 2 tool pallets with elastics



- bottom area with removable dividers



BOXER WH PTS

- 2 tool pallets with pouches



INTERNAL DIMENSIONS (mm)

Model	A	B	C	D	E	Icon
BOXER WH PEL	430	320	156/190	80	76/110	4,6
BOXER WH PTS	430	320	156/190	80	76/110	5,0

BOXER



The best quality/price ratio in a completely new lightweight robust case. Made in vacuum formed ABS and now with a strong aluminium trim, using the most advanced technological solutions and standardized automated production processes. A system of special dividers is directly fitted into the ribbed bottom tray, forming a more spacious and perfectly organized body. Without the addition of a separate internal bottom tray, the new case is much lighter and just as resistant and compact. In the Revo Wheels PTS model the broader space between wheels gives high stability. General features:

- 2 side locks with keys
- soft grip handle

REVO PEL

- 2 pallets with elastics
- bottom tray with removable dividers




- bottom tray with removable dividers



REVO PTS

- 2 pallets with FLEXI POUCHES™
- bottom tray with removable dividers



- FLEXI POUCHES™
- Patented Tool Fixing System (for more details see page 45)

MASTERPACK

Revo PTS and Revo Wheels PTS are sold in masterpacks of 6 pieces. Revo Slim is sold in masterpacks of 8 pieces.

The packaging has both functions of container and display.

Closed dimensions: 50x80x70 cm.
Open dimensions: 50x142x70 cm.



REVO



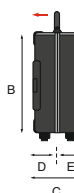
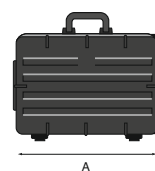
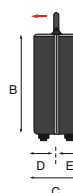
REVO WHEELS PEL

- 2 pallets with elastics
- bottom tray with removable dividers
- wheels with ball bearings
- telescopic handle

NEW

REVO WHEELS PTS

- 2 pallets with FLEXI POUCHES™
- bottom tray with removable dividers
- wheels with ball bearings
- telescopic handle



INTERNAL DIMENSIONS (mm)

Model	A	B	C	D	E	
REVO PEL	439	312	170	85	85	3,7
REVO PTS	439	312	170	85	85	3,7
REVO WHEELS PEL	439	312	197	85	115	4,8
REVO WHEELS PTS	439	312	197	85	115	4,8




Lightweight, vacuum formed ABS case, similar to REVO and REVO WHEELS models with a more compact size.

REVO SLIM PEL

- 1 pallet with elastics on both sides
- bottom tray with removable dividers



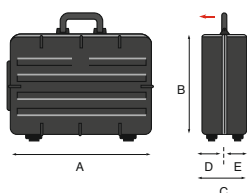
- bottom tray with removable dividers



- FLEXI POUCHES™
- Patented Tool Fixing System (for more details see page 45)

REVO SLIM PTS

- 1 pallet with FLEXI POUCHES™ on both sides
- bottom tray with removable dividers



INTERNAL DIMENSIONS (mm)

Model	A	B	C	D	E	Icon
REVO SLIM PEL	439	312	135	60	75	3,0
REVO SLIM PTS	439	312	135	60	75	3,0



Manufactured in anthracite grey high impact polypropylene, using the injection molding technique, it is provided with corner reinforcements. The bottom dividers have been designed to remain steady even in case of accidental overturning of the case. This system gives the flexibility of an adjustable interior as well as the steadiness of fixed compartments.

General features:

- two metal locks with key
- central combination lock with 3 digits
- soft rubber grip handle
- hinges with 90° opening block system
- "Click & Go" system to easily fix the tool pallets
- bottom tray with high stability divider modules
- document wallet

MODULAR 220 PEL

- 2 tool pallets with elastics
- Fitted with a third optional pallet



MODULAR + CAR 01
LEGS KIT+ ROLLER



• CAR 01



• LEGS KIT



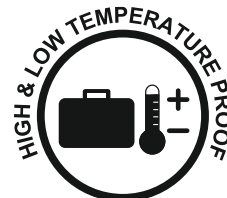
• CAR 01+LEGS KIT

MODULAR 220 PTS

- 2 tool pallets with pouches
- Fitted with a third optional pallet



INTERNAL DIMENSIONS (mm)						
Model	A	B	C	D	E	H
MODULAR 220 PEL	470	350	220	110	110	6.0
MODULAR 220 PTS	470	350	220	110	110	6.3



Lightweight high capacity injection moulded polypropylene box for tough, heavy duty use. Ideal for use where high loading capacity is needed like construction sites, maintenance, transport, outdoor, nautical equipment.

General features:

- Water resistant construction
- Shock resistant and corrosion proof
- Moulded integral lifting points on both ends
- Full length steel hinge pin to lid
- Positive grab over latching catches
- Lid reinforcements
- Slide out clear ID-Nameplate holder
- Use in high/low temp environments
- Padlocking provision
- Side liftable handle for use on wheels
- Side handles for two men carriage
- Large front handle for hand carrying

MUB78

- empty



Ability to stack

MUB78 GT

MUB78 GT includes

- 2 trays with dividers
- 2 elastic kits (Art. KIT03)



Art. KIT03
Elastic kit includes: elastic bands and metal clips (not included in the Art. KIT TRAY MUB)



Art. KIT TRAY MUB includes:
1 tray with divider
(the Elastic kit Art. KIT03, is not included)



INTERNAL DIMENSIONS (mm)

Model	A	B	C	D	E	Icon
MUB78	780	410	330	50	280	6,3
MUB78 GT	780	410	330	50	280	7,8



Its rounded shapes, the body in anodized aluminium, the combination lock, make this cases the Top Line of GT's technical cases proposal.

General features:

- cold moulded body realized from a 15/10 mm. thick aluminium sheet
- aluminium profile for a more reliable closing
- 2 chromed steel locks
- combination lock with 3 digits
- 3 metal hinges
- 4 metal feet
- chromed ABS handle with soft grip
- vacuum formed tray with 3 compartments
- metal lid support stays with safety spring pawl

R7/TOP

- 2 tool pallets with elastic bands
- double document wallet
- 2 small component boxes



- vacuum formed tray with 3 compartments, one of which suitable for a drill.



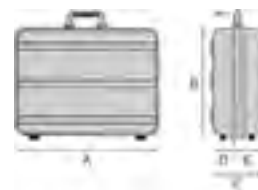
R7/TOP2 PTS

- 1 hard-wearing black synthetic leather stitched tool pallet with pouches on both sides
- 1 hard-wearing black synthetic leather stitched tool pallet with pouches on one side
- double document wallet
- 2 small component boxes



R7/TOP3 PTS

- 3 hard-wearing black synthetic leather stitched tool pallets, two with pouches on one side, one with pouches on both sides
- double document wallet
- 2 small component boxes



INTERNAL DIMENSIONS (mm)

Model	A	B	C	D	E	
R7/TOP	474	355	178	74	104	6,0
R7/TOP2 PTS	474	355	178	74	104	6,5
R7/TOP3 PTS	474	355	178	74	104	7,0



The traditional ultra resistant tool cases ALC/170 and ALC/120 are now even more reliable thanks to the construction technique based on an unique aluminium cold bent body 15/10 mm. thick.

The reinforcements in chromed iron, the corrosion resistant aluminium "L" section extrusions and the rivets positioned ad hoc in the points of major stress create an unique and excellent product.

General features:

- chromed ABS handle with soft rubber grip
- aluminium profile for a more reliable closing
- 2 metal chromed locks
- Vacuum formed tray
- 3 metal chromed high thickness hinges
- shoulder belt

ALC/120

- document wallet
- 1 tool pallet with elastic bands
- 1 small component box
- 1 metal lid support stay with safety spring pawl



- New chrome plated steel hinges for great resistance.



ALC/170

- document wallet
- 2 tool pallets with elastic bands
- 2 small component boxes
- 2 metal lid support stays with safety spring pawl



- Vacuum formed tray with 3 compartments, one of which suitable for a power tool (only for ALC/170).



INTERNAL DIMENSIONS (mm)

Model	A	B	C	D	E	Icon
ALC/170	435	335	185	85	100	5,9
ALC/120	435	335	150	70	80	5,0




Professional, lightweight aluminium tool case with thick steel corners and metal reinforcements on the profile to grant absolute protection.

General features:

- 2 metal locks with keys
- reinforced internal structure
- rubber grip handle
- rings for shoulder belt (optional Art. KIN.0359)
- 2 metal hinges
- 4 rubber feet (on the bottom and on the lower shell)
- 2 small component boxes
- metal lid support stay
- vacuum formed bottom tray with fixed compartments

- vacuum formed bottom tray with fixed compartments



- GT's exclusive double blocking elastic System (for more details see page 45)

METAL LITE PEL

- 2 tool pallets with elastics
- adjustable document wallet



INTERNAL DIMENSIONS (mm)						
Model	A	B	C	D	E	F
METAL LITE PEL	485	343	170	70	100	70



The new patented COMPOSIT cases are realized with a revolutionary compound construction technique of aluminium and a special rubber resin derived from the automotive field. The products of this range are characterized by a great resistance and lightweight.


General features:

- 2 hinges with 90° opening block system and incorporated feet
- "Click & Go" system to easily fix the tool pallets
- 4 rubber feet for maximum stability on horizontal surfaces
- 2 chromed iron locks
- ergonomic handle, rubber coated gripber coated grip

• Patented dividers and junction fixing clips system. It remains steady, creating a structure similar to a bottom tray with fixed compartments.




• CLICK & GO™ - Patented fixing system permits to insert or substitute the tool pallets easily and quickly.



• GT's exclusive double blocking elastic System (for more details see page 45)

COMPOSIT 190 PEL

- 2 tool pallets with elastics bands
- bottom tray with high stability divider modules
- document wallet
- 2 small component boxes



- Traditional tool pallets with pouches made in hard-wearing synthetic leather. (for more details see page 45)

COMPOSIT 190 PTS

- 2 tool pallets with pouches
- bottom tray with high stability divider modules
- document wallet
- 2 small component boxes



- PSS™ - Patented Professional Storage System (for more details see page 45)

COMPOSIT 190 PSS

- 2 tool pallets with PSS™ system
- bottom tray with high stability divider modules
- document wallet
- 2 small component boxes



INTERNAL DIMENSIONS (mm)						
Model	A	B	C	D	E	F
COMPOSIT 190 PEL	446	340	190	75	115	5,0
COMPOSIT 190 PTS	446	340	190	75	115	5,0
COMPOSIT 190 PSS	446	340	190	75	115	5,5



Innovative heavy-duty tool bags having the same shape and load ability of the traditional leather bags, made with wear resistant nylon 600D fabric.

General features:

- reinforced stitching
- tear resistant Nylon 600D fabric
- heavy duty reinforced internal - bottom tray made of zinc plated steel
- heavy duty reinforced external - water resistant TARPAULINE™ and 4 feet
- shoulder belt
- handle with rubber grip
- refractive inserts for higher visibility / safety



BTP 01

- swing down front pallet with stitched sides to keep a 90° opening
- interior sides with stitched tool FLEXI POUCHES™



BTP 02

- External pouches on both sides
- Swing down front pallet with stitched sides to keep a 90° opening
- Interior sides with stitched tool FLEXI POUCHES™ and PSS™ system
- Level space on top

BTP



BTP 03

- External pouches on both sides
- Swing down front and rear pallet with stitched sides to keep a 90° opening
- Interior sides with stitched tool FLEXI POUCHES™ and PSS™ system
- Level space on top

- Practical and lightweight aluminium trolley with wheels and telescopic handle. It can be quickly fixed on the bag BTP 03 to provide maximum comfort in transportation even when fully loaded (optional Art. UNIVERSAL TROLLEY).



INTERNAL DIMENSIONS (mm)

Model	A	B	C	Icon
BTP 01	370	155	250	2,9
BTP 02	415	180	270	4,4
BTP 03	470	215	350	5,8



Traditional heavy-duty tool bags made with high quality genuine leather and accessories in order to increase their strength and last longer.

General features:

- high tight reinforced stitching
- high thickness genuine leather with scratch proof surface
- metal snap locks
- heavy duty bottom tray made of zinc plated iron
- shoulder belt (optional only for BCP01 and BCP01 PSS models)

BCP 01

- swing down front pallet with stitched sides to keep a 90° opening
- interior sides with stitched tool pouches and straps



BCP 01 PSS

- swing down front pallet with stitched sides to keep a 90° opening
- 2 PSS™ bars for the storage of medium and big size tools



INTERNAL DIMENSIONS (mm)

Model	A	B	C	Weight
BCP 01 - BCP 01 PSS	360	150	230	2.5-3.5
BCP 02 - BCP 02 PSS	400	160	260	3.5-4.5
BCP 03 - BCP 03 PSS	410	180	310	5.5-6.5



BCP 02

- external document pouch
- swing down front pallet with stitched sides to keep a 90° opening
- interior sides with stitched tool pouches and straps



BCP 02 PSS

- external document pouch
- swing down front pallet with stitched sides to keep a 90° opening
- 2 PSS bars for the storage of medium and big size tools



BCP 03

- external document pouch
- swing down front and rear pallets with stitched sides to keep a 90° opening
- central pallet with stitched tool pouches on both sides
- interior sides with stitched tool pouches and straps



BCP 03 PSS

- external document pouch
- swing down front and rear pallet with stitched sides to keep a 90° opening
- 4 PSS bars for the storage of small, medium and big size tools



Stitched tool bags made entirely of leather with reinforced aluminium lateral profiles.

General features:

- practical shoulder strap,
- metal closing buckles
- internal robust zinc-plated metal base



BCF 134



BCF 135

BCF 136



- Internal horizontal divider to optimize the inner space (only in BCF 136 model)



INTERNAL DIMENSIONS (mm)				
Model	A	B	C	h
BCF 134	410	200	180	2.0
BCF 135	450	200	180	3.3
BCF 136	520	200	180	2.9



BCE 137



Stitched tool bags made entirely of leather with reinforced ABS lateral profiles.

General features:

- shoulder strap
- metal closing buckles
- extractable internal ABS tool pallet with elastics and metal clips



BCE 138



BCE 139



- Extractable internal tool pallet



BCE 140



INTERNAL DIMENSIONS (mm)

Model	A	B	C	h
BCE 137	200	215	100	0.85
BCE 138	300	215	100	1.0
BCE 139	350	235	110	1.2
BCE 140	400	270	120	1.7

@HAND

Shock proof computer case to provide absolute protection while travelling with notebook and all accessories.

CYBER BOXER

- organized document pouch
- rigid panel for a notebook
- bottom area with pre-cubed foam to personalize the inside to conform to the user's specific needs
- adjustable shoulder strap

INTERNAL DIMENSIONS (mm)

Model	A	B	C	D	E	
CYBER BOXER	430	340	156	78	78	3,0



Computer bag for laptop and equipment.
General features:

- external organized pouch for documents and accessories
- adjustable shoulder strap and easy carry handle

HAND BASIC N

- 2 padded compartments
- laptop area
- area for printer or equipment



NEW



HAND LITE

- 1 padded compartment
- laptop area

EXTERNAL DIMENSIONS (mm)

Model	A	B	C	
HAND BASIC N	410	330	140	1,8
HAND LITE	380	310	120	1,5



PEL TOOL PALLETS SYSTEM



Tool pallet with adjustable loop elastic band, according to the size of the tools.




Elastic band with reinforced stitching fixed loops in different sizes for any kind of hand tool storage.




Elastic band is fixed with an exclusive patented double-blocking GT system, which ensures a long lasting service. The loops are fixed in different sizes for any kind of hand tool storage.

PTS TOOL PALLETS SYSTEM




Traditional hard-wearing synthetic leather, reinforced stitching, pouches in different sizes for various tools storage.



FLEXI POUCHES™: original patented tool fixing system by means of special pouches made of extremely resistant elastic material and with reinforced stitching. It easily fits to the different shapes of tools. The right position of the tools contained is always ensured, even in case of overturning of the case.

PSS TOOL PALLETS SYSTEM



<<PSS™ Professional Storage System: the tools are stored and held in place thanks to the pressure of four rubber blades. The design is lightweight, made using an injection moulded technique (aluminum for PRO BAGS BCP 01-02-03 PSS range only) that makes both the storage housing and the blades highly elastic and resistant to rough, heavy duty use with no memory effect. Ideal for hand tools of all sizes, is a great advantage of facilitating fast tool change during service or for any heavy duty application.



• MP.0056 - Deskmat dim. 60x40 cm.



• MP.0289
Cardboard display
dim. 60x43x230 cm.

GT Line has also designed and realized a specific range of items in order to ensure the best sales force support.



• MP.0332
Display stand
dim. 90x180 cm.



WL COMPONENT BOXES

WL01

- Small shock-proof polypropylene component box with 6 compartments.

WL02

- Small shock-proof polypropylene component box with 13 compartments.

WL03

- Small empty shock-proof polypropylene component box.

WL04

- Shock-proof polypropylene component box with 10 compartments.

WL05

- Shock-proof polypropylene empty component box.

EXTERNAL DIMENSIONS (mm)

Model	A	B	C	Weight
WL01 - WL02 - WL03	163	120	30	0,08
WL04 - WL05	245	130	30	0,15



UNIVERSAL TROLLEY

Folding, lightweight and resistant universal trolley. It is provided with elastics and plastic hooks to easily fix any kind of case or bag.

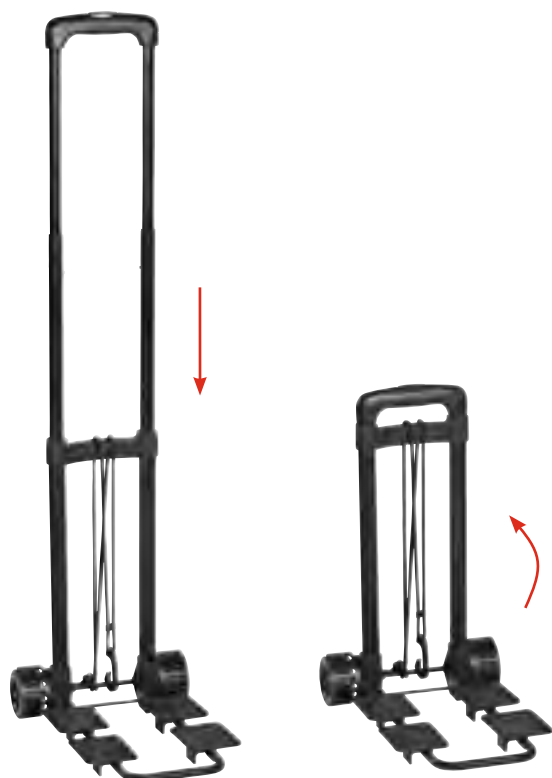
- Telescopic handle with two locking positions
- Large wheels allowing easy transport.

Dimensions:

Closed 450x270x120 mm.

Open 1200x270x420 mm.

Weight: 1,78 Kg. - Up to: 30 Kg. load





GT Line srl

Via del Lavoro, 50/52 - Loc. Crespellano - 40053 Valsamoggia (Bo) - Italy
Tel. +39 051 65041 - Fax +39 051 734925
sales@gtline.com - www.gtline.com



REG. N. 1594
UNI EN ISO 9001:2008

The information contained in this booklet are indicative only. GT reserves the right at all times to incorporate modifications in the models described, in accordance with technical or commercial requirements.
GT cases are supplied without tools. All "120" and "170" models in catalogue are accepted as hand-luggage on aircraft. Any trademark or logo are property of the respective owners.